

**Lady Bison Bay Point Classic**


**Bay Point Golf Club Panama City FL**

**Tournament Dates: 02/05 - 02/07, 2023**


Par:	72	72	72	Daily Low Round
Yardage:	5971	5971	5971	Daily Leader Both

Fin	Team	Round: 1	Round: 2	Round: 3	Total	
1	Lipscomb University	291	311	307	909	+45
2	Florida Gulf Coast	295	312	306	913	+49
3	North Alabama	303	316	307	926	+62
4	UNC Asheville	306	317	304	927	+63
5	Charleston Southern	304	318	308	930	+66
6	Morehead State - KY	314	318	306	938	+74
T 7	<a href="#">Murray State Univ.</a>	321	311	310	942	+78
T 7	South Dakota State	314	316	312	942	+78
9	Loyola U.- Chicago	333	319	311	963	+99
T 10	Dayton, University of	319	321	325	965	+101
T 10	Lehigh University	323	323	319	965	+101
12	Bucknell University	347	329	321	997	+133
13	UAB	327	332	340	999	+135
14	Bethune-Cookman Univ.	347	342	336	1025	+161
15	Valparaiso Univ.	361	339	334	1034	+170


Fin	Name	School	Round: 1	Round: 2	Round: 3	Total	
1	Laerke Jensen	Charles.So	73	75	74	222	+6
2	Sarah Frazier	Dayton	71	74	79	224	+8
T 3	Grace Rigby-Walden	FGCU	73	79	73	225	+9
T 3	<a href="#">Payton Carter</a>	Murray St.	78	76	71	225	+9
T 5	Allycia Gan	No. Ala	75	76	75	226	+10
T 5	Siarra Stout	Lipscomb U	70	75	81	226	+10
T 7	Lauren Thompson	Lipscomb U	68	78	81	227	+11
T 7	Phoebe Carles	Asheville	74	76	77	227	+11
9	McKenzie Mages	S.D. State	80	77	72	229	+13
T 10	Ally Kerr	Asheville	72	81	77	230	+14
T 10	Leonie Wulfers	FGCU	72	79	79	230	+14

 **Tournament Results: Lady Bison Bay Point Classic**

Fin	Name	School	Round: 1	Round: 2	Round: 3	Total	
T 10	Lousiane Gauthier	FGCU	78	74	78	230	+14
T 10	Piper Stubbs	S.D. State	75	75	80	230	+14
T 14	Ally Williams	Lipscomb U	78	78	75	231	+15
T 14	Mary Kate Smith	Lipscomb U	75	80	76	231	+15
T 14	Zarah Fisher	No. Ala	72	77	82	231	+15
T 17	Anna Claire Bridge	FGCU	73	80	79	232	+16
T 17	Elsie Verhoeven	Charles.So	76	78	78	232	+16
19	Ruth Tonnessen	MoreheadKY	78	81	74	233	+17
20	Madyson Gold	Asheville	83	79	72	234	+18
T 21	<a href="#">Alma Garcia</a>	Murray St.	75	76	84	235	+19
T 21	Cate Reisinger	Loyola Chi	82	77	76	235	+19
T 21	Evelyn Wong	Lehigh	83	74	78	235	+19
T 21	MacKenzie Neal	MoreheadKY	76	82	77	235	+19
T 21	Paige Richter	Bucknell	79	80	76	235	+19
T 21	Yuki Zhu	Lehigh	74	82	79	235	+19
T 27	Emilia Smith	UAB	84	<b>71</b>	81	236	+20
T 27	Tuva Isebakke	MoreheadKY	86	78	72	236	+20
T 29	Hannah Dees	No. Ala	74	85	78	237	+21
T 29	<a href="#">Kaitlyn Zieba</a>	Murray St.	81	77	79	237	+21
T 29	<a href="#">McKenna Stahl</a>	Murray St.	83	76	78	237	+21
T 32	Jacqueline Klemm	No. Ala	82	78	78	238	+22
T 32	Madison Freeman	Charles.So	76	82	80	238	+22
T 34	<a href="#">Eliza Kho</a>	Murray St.	79	82	78	239	+23
T 34	Madison Pineda	Lehigh	82	79	78	239	+23
T 34	Posie Farrelly	FGCU	77	86	76	239	+23
37	Isabell Friberg	Charles.So	79	83	78	240	+24
T 38	Adie Maki	Loyola Chi	80	85	76	241	+25
T 38	Alex Kandolin	S.D. State	80	80	81	241	+25
T 38	<a href="#">Ana Picchi</a>	Murray St.	83	76	82	241	+25
T 38	Venecia Zaia	Asheville	79	84	78	241	+25
T 42	Caroline Engelbredt	Charles.So	79	85	78	242	+26
T 42	Lilly Middleton	Dayton	82	80	80	242	+26
T 42	Olivia Hensley	MoreheadKY	82	77	83	242	+26
T 45	Katrina Gustafssone	UAB	75	82	86	243	+27
T 45	Kayla Benge	Asheville	81	81	81	243	+27

 **Tournament Results: Lady Bison Bay Point Classic**

Fin	Name	School	Round: 1	Round: 2	Round: 3	Total	
T 45	Tsunami Polito	Lipscomb U	84	81	78	243	+27
T 48	Jenna Harter	Dayton	83	86	75	244	+28
T 48	Lorenza Martinez	Loyola Chi	84	80	80	244	+28
T 48	<a href="#">Nieves Martin</a>	Chatt	81	83	80	244	+28
T 51	Ally Madden	Dayton	81	81	83	245	+29
T 51	Shakira Kuys	S.D. State	79	87	79	245	+29
T 53	Hailey Rietz	MoreheadKY	78	85	84	247	+31
T 53	Skyler Kew	BCU	87	80	80	247	+31
55	Tatum Depuydt	S.D. State	80	84	84	248	+32
56	Amber Capote	Asheville	79	90	80	249	+33
57	Kelsey Eichenauer	Valparaiso	88	84	78	250	+34
58	Tatum McKelvey	Bucknell	88	83	80	251	+35
T 59	Abby Thielbar	Loyola Chi	87	80	85	252	+36
T 59	Jahnavi Prakhya	No. Ala	86	90	76	252	+36
T 59	Jolie Brochu	Loyola Chi	91	82	79	252	+36
T 62	Kayla Yi	Bucknell	90	81	82	253	+37
T 62	Madison Keil	Valparaiso	88	82	83	253	+37
64	Erika Allen	UAB	83	87	84	254	+38
T 65	Christin Pfefferkorn	Dayton	87	86	83	256	+40
T 65	Emma Hastie	BCU	91	85	80	256	+40
67	Megan Yoder	Dayton	85	89	83	257	+41
68	<a href="#">Carolina Hortian</a>	Chatt	78	91	89	258	+42
T 69	Kamary Leaf	BCU	82	93	85	260	+44
T 69	Karlee Allen	UAB	89	86	85	260	+44
T 71	Iris Shin	Lehigh	84	88	89	261	+45
T 71	Kelsey Yi	Bucknell	90	88	83	261	+45
T 73	Hannah Foster	Lehigh	87	91	84	262	+46
T 73	Kyleigh Leaf	BCU	87	84	91	262	+46
T 75	Emily Krzyzanowski	Valparaiso	92	86	87	265	+49
T 75	Tara Thomas	Bucknell	91	85	89	265	+49
77	Katie Schreiner	Valparaiso	93	87	86	266	+50
T 78	Marilyn Steed	UAB	88	92	89	269	+53
T 78	Sierra Cardi	Asheville	85	94	90	269	+53
80	<a href="#">Ellie West</a>	Murray St.	92	85	93	270	+54
81	Grace Sinclair	UAB	85	102	89	276	+60

 **Tournament Results: Lady Bison Bay Point Classic**

Fin	Name	School	Round: 1	Round: 2	Round: 3	Total
82	Anna Fay	Valparaiso	100	96	99	295 +79
83	Jordan Davis	BCU	159	136	138	433 +217
DNF	<a href="#">Isabella Yu Lee</a>	Chatt	78	90	-	
DNF	Mia Seeman	Lipscomb U	80	-	75	

Round: 1 Round: 2 Round: 3 Total

**TEAM STATISTICS:**

Average Score:	320.33	321.60	316.40	319.44
Rounds Below Par:	0	0	0	0
Rounds Even Par:	0	0	0	0
Rounds Above Par:	15	15	15	45

**PLAYER STATISTICS:**

Average Score:	82.20	82.93	81.20	82.11
Rounds Below Par:	3	1	1	5
Rounds Even Par:	3	0	3	6
Rounds Above Par:	79	83	80	242