

## Robert Kepler Intercollegiate


Ohio State GC Scarlet Columbus OH

Tournament Dates: 04/21 - 04/23, 2023


Par: 71 71 71 **Daily Low Round**  
 Yardage: 7455 7455 7455 **Daily Leader** **Both**

Fin	Team	Round: 1	Round: 2	Round: 3	Total
1	Ohio State University	285	<b>279</b>	<b>290</b>	854 +2
2	Kent State	<b>280</b>	293	300	873 +21
3	Northern Illinois	288	289	301	878 +26
T 4	Dayton, Univ. of	299	286	299	884 +32
T 4	Penn State University	294	292	298	884 +32
T 6	Butler University	303	289	300	892 +40
T 6	South Dakota State	299	291	302	892 +40
T 8	Creighton University	310	294	293	897 +45
T 8	Miami University	296	296	305	897 +45
10	Bowling Green	292	298	310	900 +48
11	<a href="#">Abilene Christian U.</a>	294	314	293	901 +49
12	Kansas City	301	300	301	902 +50
13	Ohio University	300	299	304	903 +51
T 14	<a href="#">George Mason Univ.</a>	299	307	303	909 +57
T 14	Xavier University	303	305	301	909 +57
16	Villanova University	303	308	306	917 +65


Fin	Name	School	Round: 1	Round: 2	Round: 3	Total
1	Ben Sluzas	NIU	69	70	<b>72</b>	211 -2
T 2	Chris Vandette	Kent State	69	<b>69</b>	75	213 E
T 2	Jackson Chandler	Ohio State	70	71	72	213 E
4	JonErik Alford	Ohio State	75	<b>68</b>	71	214 +1
5	Adam Wallin	Ohio State	69	72	74	215 +2
6	Tommy Dunsire	NIU	72	71	73	216 +3
T 7	Connor Gdovin	BGSU	69	71	77	217 +4
T 7	Maxwell Moldovan	Ohio State	75	69	73	217 +4
T 7	Neal Shipley	Ohio State	71	71	75	217 +4
T 10	Cade Breitenstine	Kent State	<b>67</b>	75	76	218 +5

**Golfstat**  **Tournament Results: Robert Kepler Intercollegiate**

Fin	Name	School	Round: 1	Round: 2	Round: 3	Total
T 10	Danny Fisher	Miami	72	71	75	218 +5
T 10	Jack Ebner	Miami	73	71	74	218 +5
T 10	Maxence Catherine	KC	72	76	<b>70</b>	218 +5
T 14	Jordan Gilkison	Kent State	72	74	73	219 +6
T 14	Matthew Schaefer	SDSU	74	73	72	219 +6
T 14	Patrick Sheehan	Penn State	70	77	72	219 +6
T 17	Blake Solomon	Dayton	77	69	74	220 +7
T 17	Peter Weaver	Villanova	70	73	77	220 +7
T 17	Shaun Campbell	Creighton	74	76	<b>70</b>	220 +7
T 17	Ty Kretz	SDSU	77	70	73	220 +7
T 21	Ben Cors	Dayton	73	71	77	221 +8
T 21	Jimmy Meyers	Penn State	74	69	78	221 +8
T 21	Justin Gabbard	Xavier	74	73	74	221 +8
T 24	Topher Reed	Ohio State	73	72	77	222 +9
T 24	Tyler Groomes	Ohio State	71	75	76	222 +9
T 26	Charlie Zielinski	Creighton	77	72	74	223 +10
T 26	Jacob Tarkany	Ohio State	76	72	75	223 +10
T 26	Joe Wilson IV	Ohio State	76	73	74	223 +10
T 26	Will Horne	Butler	72	76	75	223 +10
T 30	Bryce Reed	Kent State	74	75	75	224 +11
T 30	James Allen	Penn State	74	74	76	224 +11
T 30	<a href="#">Logan Diomede</a>	Abilene Ch	74	76	74	224 +11
T 30	<a href="#">Milan Matneja</a>	G. Mason	74	74	76	224 +11
T 30	Raymond Sullivan	Butler	78	71	75	224 +11
T 35	Darin Hudak	BGSU	72	74	79	225 +12
T 35	Henry May	Dayton	72	72	81	225 +12
T 35	Jake Griffin	Penn State	78	73	74	225 +12
T 35	Jonah Dohrer	SDSU	74	73	78	225 +12
T 35	Matt Daulton	Ohio	76	77	72	225 +12
T 35	Sam Hogan	Ohio	68	78	79	225 +12
T 41	Ben MacLean	Kent State	72	75	79	226 +13
T 41	Campbell Wolf	NIU	76	73	77	226 +13
T 41	<a href="#">Charlie Jackson</a>	Abilene Ch	73	81	72	226 +13
T 41	Connor McNeely	Butler	76	73	77	226 +13
T 41	Grant Feldman	Creighton	81	72	73	226 +13

 **Tournament Results: Robert Kepler Intercollegiate**

Fin	Name	School	Round: 1	Round: 2	Round: 3	Total
T 41	Jack Neville	Ohio	78	72	76	226 +13
T 41	Jacob Garland	Dayton	77	78	71	226 +13
T 41	Patrick Schmuecking	Ohio State	77	71	78	226 +13
T 49	Carson Bellish	Xavier	73	77	77	227 +14
T 49	Drew Mulcahy	Ohio State	77	73	77	227 +14
T 49	<a href="#">Thomas Buisson</a>	Abilene Ch	76	79	72	227 +14
T 49	Zach Place	NIU	72	75	80	227 +14
T 53	Billy Pabst Jr.	Penn State	76	76	76	228 +15
T 53	Daniel Tanaka	Butler	82	73	73	228 +15
T 53	Lucas Dutartre	KC	76	75	77	228 +15
T 53	Luke Honner	SDSU	74	75	79	228 +15
T 53	Mesa Falleur	KC	76	75	77	228 +15
T 53	<a href="#">Nikita Gubenko</a>	G. Mason	77	76	75	228 +15
T 59	Dylan Fitchet	BGSU	79	75	75	229 +16
T 59	Jack Korotcoff	Xavier	77	77	75	229 +16
T 59	Michael Weber	Miami	76	75	78	229 +16
T 62	Brandon Rattray	BGSU	72	78	80	230 +17
T 62	Jason Lohwater	Villanova	74	76	80	230 +17
T 62	Owen Mackin	Creighton	80	74	76	230 +17
T 62	Ryan Pamer	Villanova	77	80	73	230 +17
T 66	<a href="#">Gregoire Hoyeau</a>	Abilene Ch	71	80	80	231 +18
T 66	Joshuaa Robards	KC	77	77	77	231 +18
T 66	Luca Civello	Kent State	79	76	76	231 +18
T 66	Tristan Nelko	Creighton	81	74	76	231 +18
T 70	Damon Dickey	Butler	77	72	83	232 +19
T 70	<a href="#">Samir Davidov</a>	G. Mason	73	84	75	232 +19
T 72	Brett Podobinski	Miami	75	80	78	233 +20
T 72	Cameron Pero	Miami	78	73	82	233 +20
T 72	Daniel Gutgesell	KC	78	74	81	233 +20
T 72	Derek Tabor	Butler	74	78	81	233 +20
T 72	Will Kates	Ohio	82	74	77	233 +20
T 77	<a href="#">Aryan Vuradi</a>	G. Mason	80	77	77	234 +21
T 77	<a href="#">Brian Comegys</a>	Abilene Ch	80	79	75	234 +21
T 77	<a href="#">Colin Slater</a>	G. Mason	75	80	79	234 +21
T 77	Ethan Irvine	BGSU	79	79	76	234 +21

**Golfstat**  **Tournament Results: Robert Kepler Intercollegiate**

Fin	Name	School	Round: 1	Round: 2	Round: 3	Total
T 77	Kyle Schmidt	Dayton	83	74	77	234 +21
82	Carson Trafford	Ohio	78	76	81	235 +22
T 83	Dylan Stevens	Dayton	75	80	81	236 +23
T 83	Ian Bruchhauser	NIU	75	82	79	236 +23
T 83	Jack Zubkus	Penn State	77	78	81	236 +23
T 83	Noah Boraas	SDSU	79	78	79	236 +23
T 87	Ethan Snyder	Dayton	79	80	78	237 +24
T 87	Jackson Thompson	Creighton	78	82	77	237 +24
T 87	Michael Prebles	Xavier	80	82	75	237 +24
T 87	Tom Bell	BGSU	79	79	79	237 +24
T 91	Brian Jennings II	Xavier	83	80	76	239 +26
T 91	Sam West	Miami	77	79	83	239 +26
T 91	Vimal Alokam	Villanova	82	79	78	239 +26
T 94	Jack Wertz	Xavier	81	80	79	240 +27
T 94	Mason Witt	Xavier	79	78	83	240 +27
T 96	Felix Levasseur	Xavier	84	79	80	243 +30
T 96	Kenny Leseur	Butler	80	83	80	243 +30
T 96	Pattanan Bruminhent	NIU	81	81	81	243 +30
DNF	Luke Alexander	Villanova	-	83	78	

Round: 1 Round: 2 Round: 3 Total

**TEAM STATISTICS:**

Average Score:	296.63	296.25	300.38	297.75
Rounds Below Par:	1	1	0	2
Rounds Even Par:	0	0	0	0
Rounds Above Par:	15	15	16	46

**PLAYER STATISTICS:**

Average Score:	75.61	75.36	76.44	75.81
Rounds Below Par:	9	7	2	18
Rounds Even Par:	3	9	2	14
Rounds Above Par:	86	83	95	264